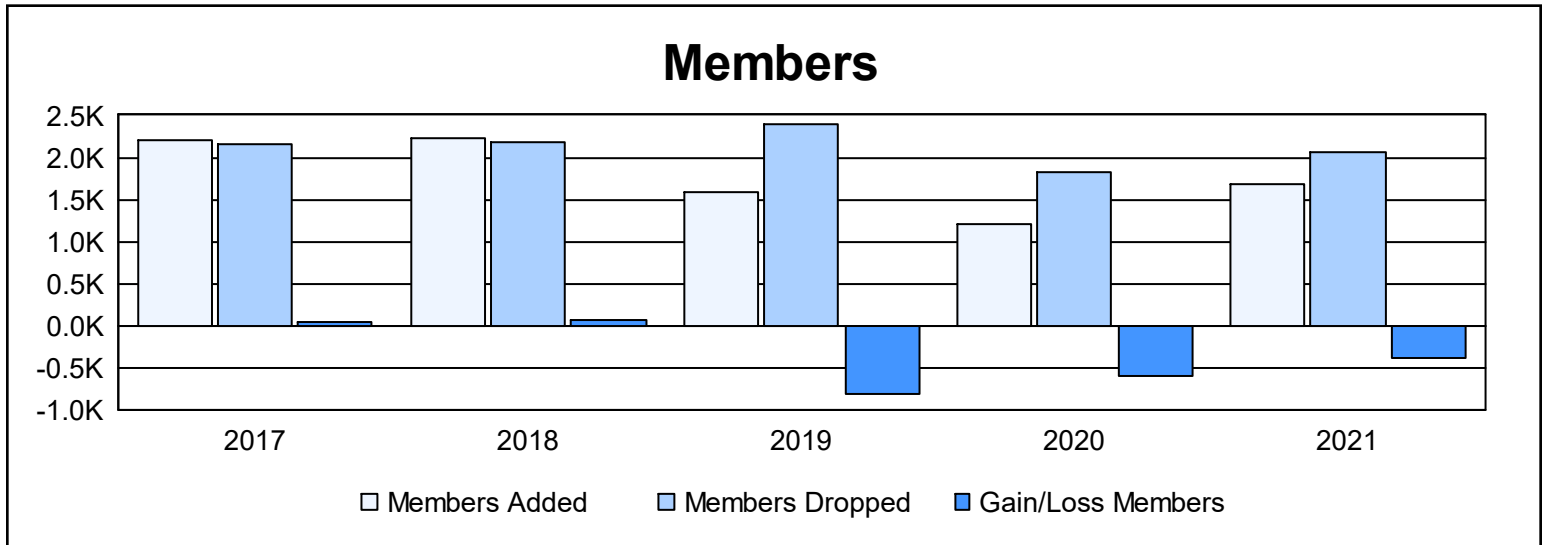
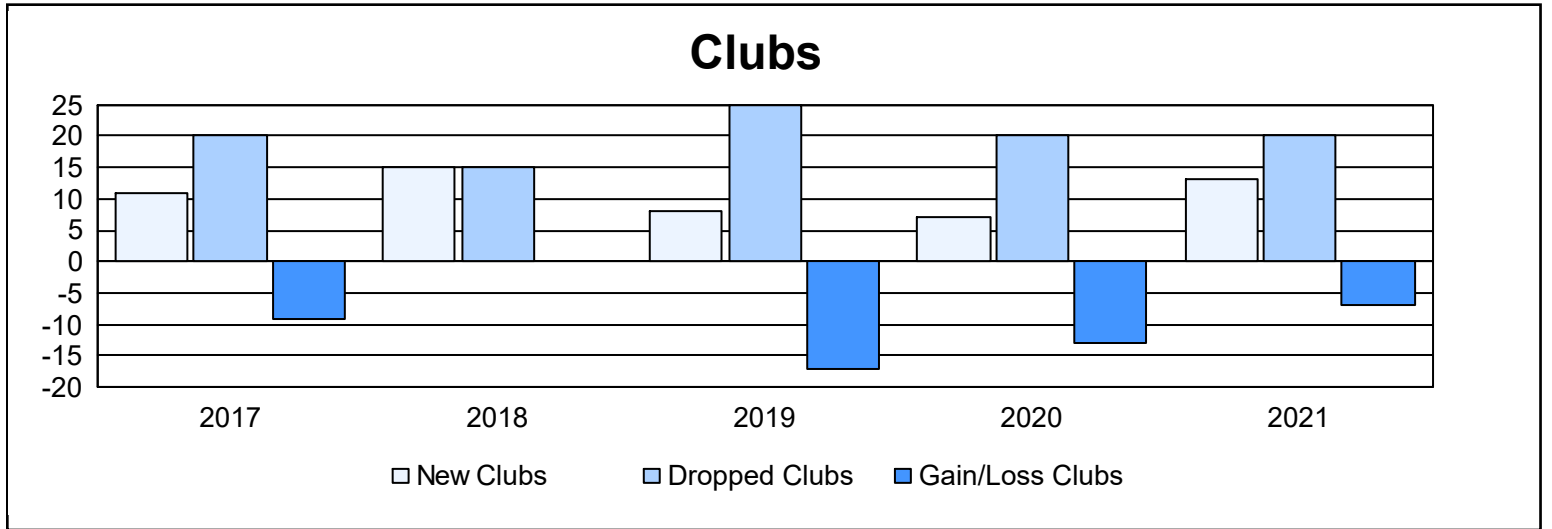
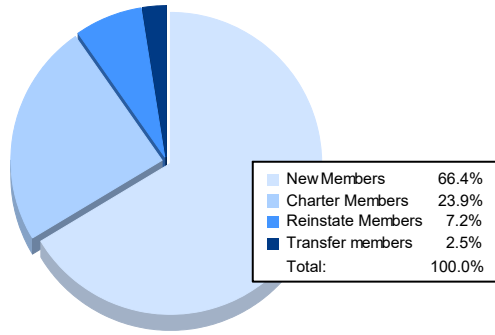


Year	New Clubs	Dropped Clubs	Gain/ Loss Clubs	New Members	Charter Members	Reinstate Members	Transfer Members	Total Member Added	Total Members Dropped	Gain/ Loss Members
2016-2017	11	20	-9	1,765	306	84	51	2,206	2,157	49
2017-2018	15	15	0	1,650	424	88	61	2,223	2,170	53
2018-2019	8	25	-17	1,223	221	66	84	1,594	2,398	-804
2019-2020	7	20	-13	866	204	85	61	1,216	1,820	-604
2020-2021	13	20	-7	1,116	402	121	42	1,681	2,057	-376
<b>Average</b>	<b>11</b>	<b>20</b>	<b>-9</b>	<b>1,324</b>	<b>311</b>	<b>89</b>	<b>60</b>	<b>1,784</b>	<b>2,120</b>	<b>-336</b>



### Membership Composition June 2021 Cumulative



### Gender Composition June 2021 Cumulative

